



SILVER SPURS SADDLE CLUB



OPEN YOUTH HORSE SHOW



May 10, 2009 11 A.M.

St. Francois County Fairgrounds, Farmington, MO

For more information call: Shelly Thomure 573-631-3587 or Leslie Smith 573-701-9000

CLASS LIST

1. SHOWMANSHIP AT HALTER (12 & over)
2. SHOWMANSHIP AT HALTER (11 & under)
3. LEADLINE HORSEMANSHIP (8 & under)
4. WALK/TROT HORSEMANSHIP - ENGLISH OR WESTERN (no gaited)
5. ENGLISH EQUITATION— Walk, Trot, Canter (no gaited)
6. GAITED HORSEMANSHIP—ENGLISH OR WESTERN
7. ENGLISH/HUNTER PLEASURE - Walk & Trot (no gaited)
8. BEGINNER WALK ONLY - ENGLISH OR WESTERN
9. HUNTER PLEASURE - Walk, Trot, Canter (no gaited)
10. GAITED PLEASURE-Walk & Fav. Gait
11. OPEN ENGLISH PLEASURE - Walk, Trot/Fav. Gait, canter
12. WESTERN HORSEMANSHIP - Walk, Trot, Lope
13. WESTERN PLEASURE - Walk, Trot (no gaited)
14. WESTERN PLEASURE - Walk, Trot, Lope (no gaited)
15. WATER GLASS (12 & over)
16. WATER GLASS (11 & under)
17. EGG N SPOON (12 & over)
18. EGG N SPOON (11 & under)
19. REINING (NRHA Pattern #11)
20. BARREL RACE (12 & over)
21. BARREL RACE (11 & under)
22. POLE BENDING (12 & over)
23. POLE BENDING (11 & under)
24. TRAIL OBSTACLE (12 & over)
25. TRAIL OBSTACLE (11 & under)

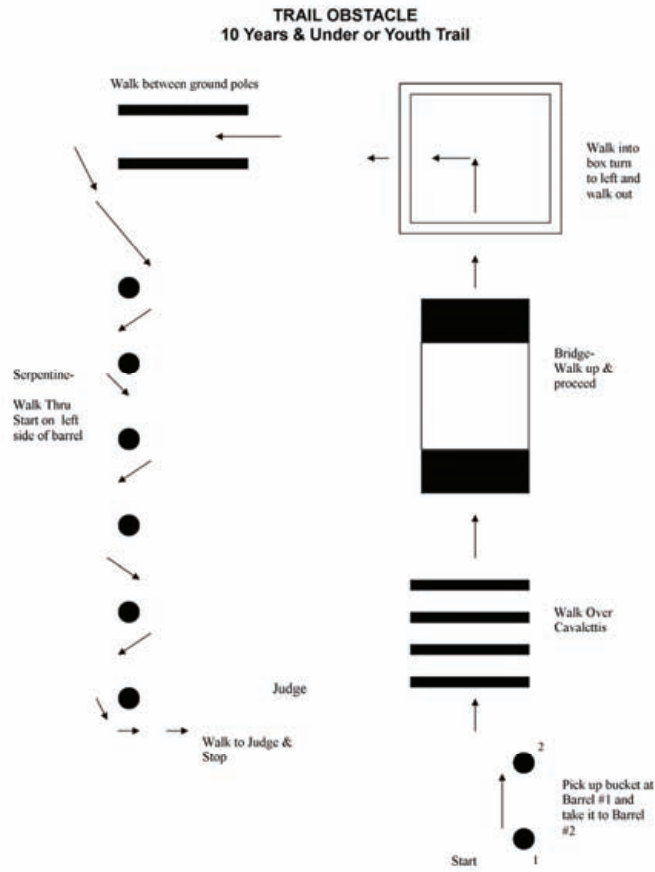
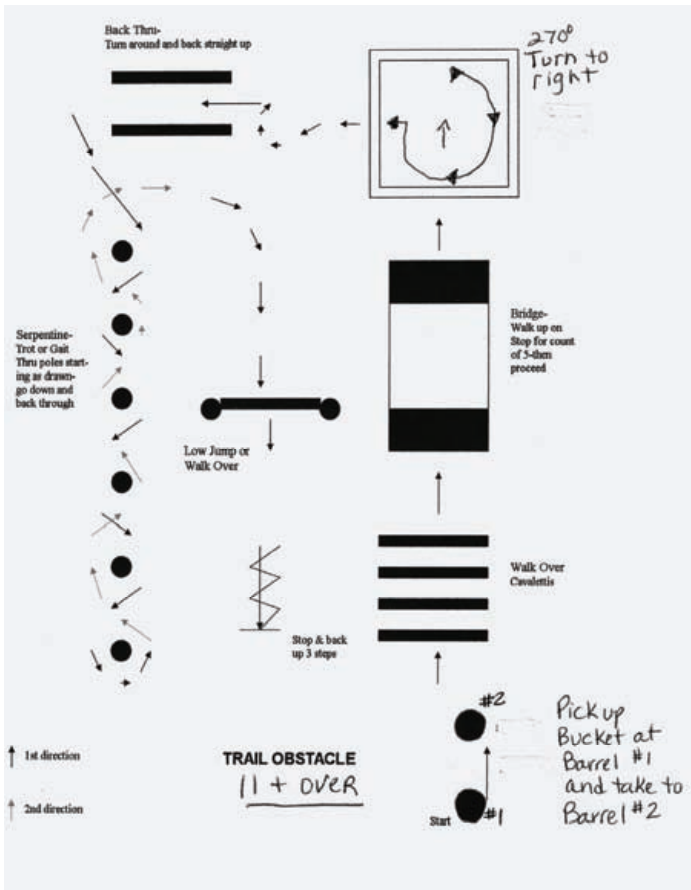
Entry Fees:
 \$15 for whole show
 Per horse/rider combo
 Or
 \$2.00 per class

LICENSED JUDGE — Judged both Danish & 5 places classes 1-13

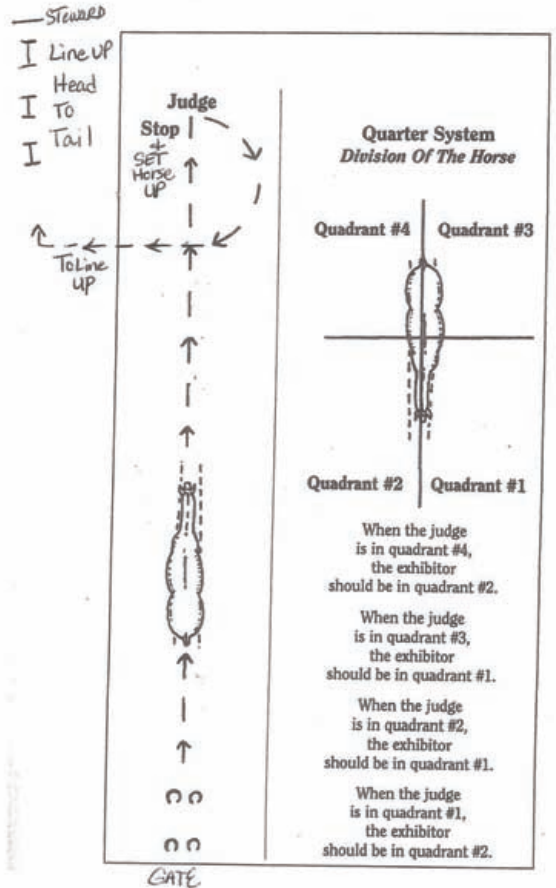
- DRESS CODE: POLO SHIRT, BREECHES/BLUE JEANS, SHOW CLOTHES, HAT & BOOTS
 - HELMETS REQUIRED IN SPEED EVENTS
- EXHIBITORS MAY NOT CROSS ENTER BETWEEN WALK/TROT & CANTER CLASSES, EXCEPTION IS GAITED HORSES, NOVICE HORSE, & GAME/SPEED CLASSES

SILVER SPURS SADDLE CLUB, ST. FRANCOIS COUNTY FAIRGROUNDS, THE ST. FRANCOIS COUNTY 4-H COUNCIL, NOR THE UNIVERSITY EXTENSION OFFICE IS NOT RESPONSIBLE FOR ANY ACCIDENTS OR DAMAGE TO ANY PERSON, EXHIBITOR, ANIMAL, OR PROPERTY!

See more Horse Show Information at www.mohorseshows.com

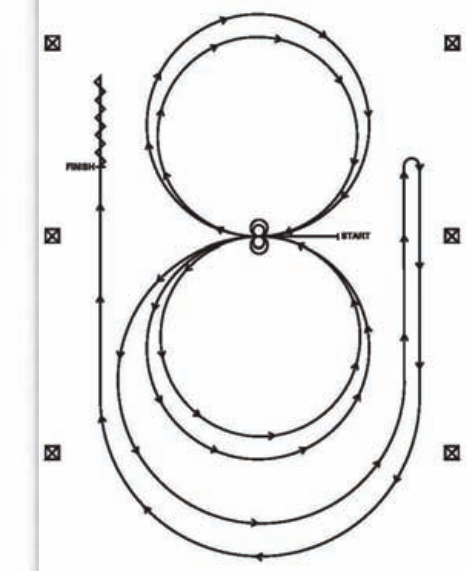


Showmanship At Halter



To be used for the Youth 10 & Under Short Stirrup class only.

Horses may walk or trot to the center of the arena. Horses must walk or stop prior to starting the pattern. Beginning at the center of the arena facing the left wall or fence.



1. Beginning on the left lead, complete two circles to the left. Stop at the center of the arena. Hesitate.
2. Complete two spins to the left. Hesitate
3. Beginning on the right lead complete two circles to the right. Stop at the center of the arena. Hesitate.
4. Complete two spins to the right. Hesitate.
5. Beginning on the left lead, go around the end of the arena, run down the right side of the arena past center marker, stop and roll back right.
6. Continue around the end of the arena to run down the left side of the arena past the center marker. Stop. Back up.

Rider must dismount and drop the bridle to the designated judge.

